


Nov 2025

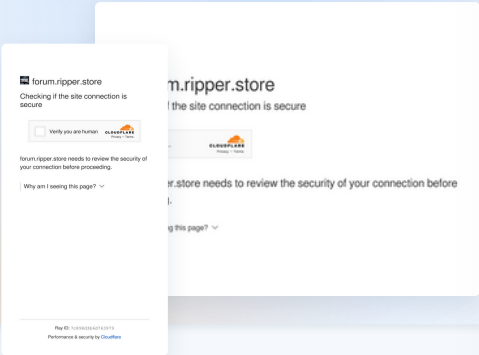
# Website Analysis

forum.ripper.store



View the full analysis at:  
[pro.similarweb.com](https://pro.similarweb.com)





Traffic & Engagement

Total visits

Nov 2025Worldwide

875,474

↑11.26% from last month

Device distribution

Nov 2025Worldwide

Desktop88.66%

Mobile Web11.34%

Global rank

Country rank

United States

Industry rank

Engagement overview ⓘ

Nov 2025WorldwideAll Traffic

Monthly visits ⓘ	875,474	Deduplicated audience ⓘ	Pages / Visit ⓘ	34.10
Monthly Unique Visitors ⓘ	N/A	Visit Duration ⓘ	Bounce Rate ⓘ	17.08%

Visits over time

Nov 2025 Worldwide All traffic

☒ forum.ripper.store

875,474

vs.

☐ vrmodels.store

1.152M

☐ jinxy.com

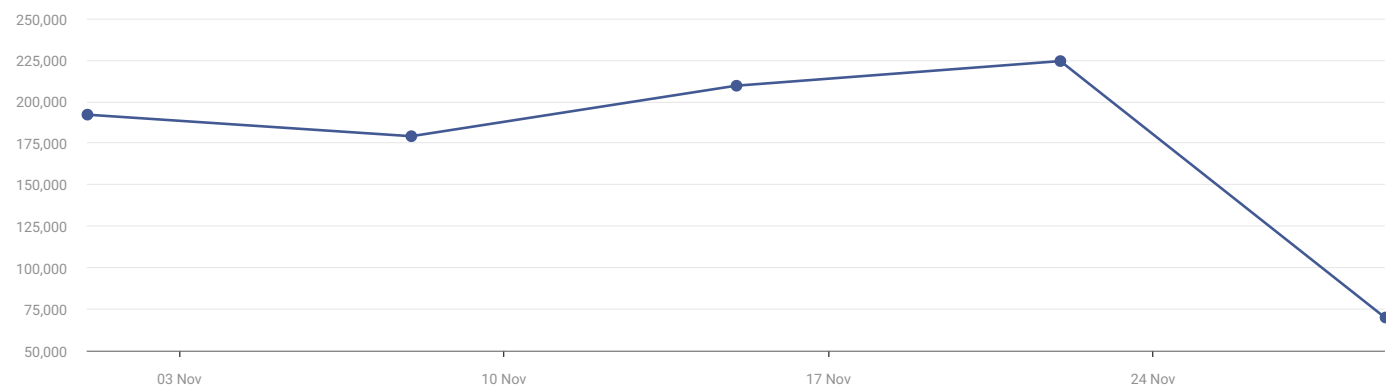
560,279

☐ vrchat.com

10.35M

☐ boothplorer.com

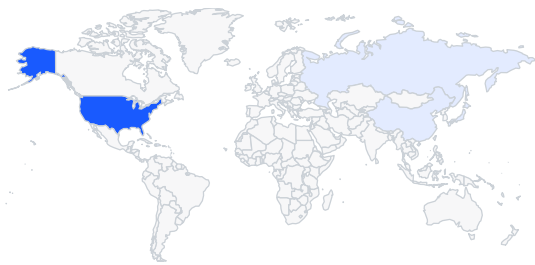
170,559



Geography

Top Countries

Nov 2025 All traffic

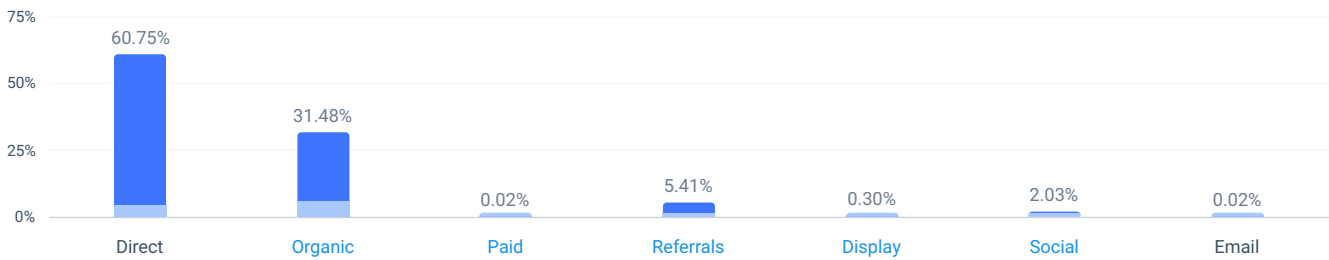


Country	Traffic Share	Change
United States	28.89% <div></div>	↑ 8.12%
Japan	9.63% <div></div>	↑ 13.30%
Russia	6.62% <div></div>	↑ 12.08%
China	5.59% <div></div>	↑ 74.32%
Dominican Republic	4.91% <div></div>	↑ 107.96%

# Marketing Channels

## Channels overview

Nov 2025 Worldwide All traffic



# Organic Search

Organic search makes up 31.48% of website traffic

## Branded vs. non-branded

Nov 2025 Worldwide All traffic



## Top organic non-branded search terms

Nov 2025 Worldwide All traffic

Paid Search

Paid search makes up <1% of website traffic

Top paid non-branded search terms





Nov 2025 Worldwide All traffic

Referrals

Referrals makes up 5.41% of website traffic

Top referring websites

Nov 2025 Worldwide Desktop

Domain	Share	Change
 vrmodels.store	27.30% <div><div></div></div>	↑ 42.05%
 booth.pm	25.89% <div><div></div></div>	↓ 37.88%
 workupload.com	19.44% <div><div></div></div>	↑ 49.94%
 ntp.msn.com	3.91% <div><div></div></div>	↑ 69.56%
Upgrade your Account	2.09% <div><div></div></div>	-

Top referring industries






Nov 2025 Worldwide Desktop

Website Categories	Traffic Share
Video Games Consoles and Accessories	36.88% <div><div></div></div>
Marketplace	23.86% <div><div></div></div>
Photography	19.67% <div><div></div></div>
Programming and Developer Software	4.72% <div><div></div></div>
Animation and Comics	4.20% <div><div></div></div>

Outgoing Traffic

Top link destinations






Nov 2025 Worldwide Desktop

Domain	Share	Change
 google.com	21.69% <div><div></div></div>	↓ 10.23%
 booth.pm	18.96% <div><div></div></div>	↑ 11.67%
 workupload.com	15.91% <div><div></div></div>	↑ 13.10%
 payhip.com	7.91% <div><div></div></div>	↑ 1.96%
 pixeldrain.com	6.29% <div><div></div></div>	↓ 0.47%

Outgoing Ads

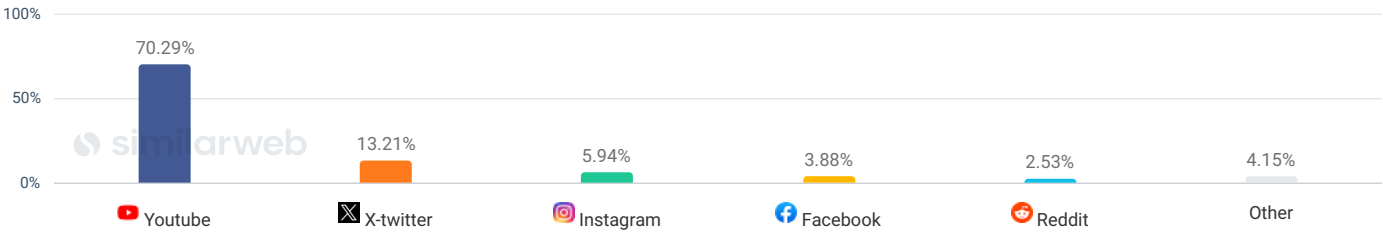
Top ad destinations

Nov 2025 Worldwide Desktop

Domain	Share	Change
 baycrews.jp	37.26% <div><div></div></div>	↓ 89.78%
 moneyandbusiness.com	18.93% <div><div></div></div>	-
 niscominc.sharepoint.com	10.20% <div><div></div></div>	-
 nitori-net.jp	8.89% <div><div></div></div>	-
 enshrouded.com	6.94% <div><div></div></div>	-

Social traffic

Nov 2025 Worldwide Desktop



Top publishers

Nov 2025 Worldwide All traffic



No results

Try a different website, date range or country